



LOTUS EYE HOSPITAL AND INSTITUTE LIMITED

CIN: L85110T21997PLC007783

Regd. Office: SF No. 770/12, Avinashi Road, Civil Aerodrome Post, Coimbatore – 641 014.
PHONE NO.: 0422-4229900, 4229999, FAX: 0422-2627193,
E-MAIL: companysecretary@lotuseye.org, WEBSITE: www.lotuseye.org

EXTRACTS OF UNAUDITED FINANCIAL RESULTS FOR THE QUARTER & HALF YEAR ENDED SEPTEMBER 30, 2025

Particulars	Quarter ended			Half year ended		Year Ended
	30.09.2025	30.06.2025	30.09.2024	30.09.2025	30.09.2024	31.03.2025
	(Unaudited)			(Unaudited)		(Audited)
1 Total income for the period	1,330.93	1,370.45	1,317.69	2,701.38	2,637.37	5,086.38
2 Net Profit / (Loss) for the period before tax (before Exceptional Items)	7.24	72.71	10.75	79.95	96.43	137.28
3 Net Profit / (Loss) for the period before tax (after Exceptional items)	7.30	72.98	11.00	80.28	96.64	138.26
4 Net Profit / (Loss) for the period after tax (after Exceptional items)	11.58	54.48	10.27	66.06	72.61	73.93
5 Total Comprehensive Income for the period [Comprising Profit / (Loss) for the period (after tax) and Other Comprehensive Income (after tax)]	9.42	52.31	8.82	61.73	69.72	59.11
6 Equity Share Capital	2,079.63	2,079.63	2,079.63	2,079.63	2,079.63	2,079.63
7 Earnings Per Share (of Rs. 10/- each)						
Basic :	0.06	0.26	0.05	0.32	0.35	0.36
Diluted:	0.06	0.26	0.05	0.32	0.35	0.36

Notes:
1. The above unaudited financial results have been reviewed by the Audit Committee and approved by the Board of Directors at their meeting held on November 12, 2025. The above results has also been subjected to limited review by statutory auditors of the company.
2. The above is an extract of the detailed format of Quarterly Financial Results filed with Stock Exchange under Regulation 33 of the SEBI (Listing and Other Disclosure Requirements) Regulations, 2015. The full format of the financial results for the Quarter ended September 30, 2025 is available on the Stock Exchange websites, www.bseindia.com/www.nseindia.com and the Company's website www.lotuseye.org.

For and on behalf of Board of Directors
LOTUS EYE HOSPITAL AND INSTITUTE LIMITED
Sd/- Ms. Sangeetha Sundaramoorthy
Managing Director

Coimbatore
November 12, 2025

HB STOCKHOLDINGS LIMITED

CIN: L65929HR1985PLC033936

Registered Office: Plot No.31, Echelon Institutional Area, Sector 32, Gurugram-122 001, Haryana
Ph.: +91-124-4675500, Fax: +91-124-4370985

E-mail: corporate@hbstockholdings.com, Website: www.hbstockholdings.com

STATEMENT OF UN-AUDITED FINANCIAL RESULTS (STANDALONE AND CONSOLIDATED) FOR THE QUARTER AND HALF YEAR ENDED 30/09/2025

S. No.	Particulars	STANDALONE			CONSOLIDATED		
		Quarter ended	Corresponding 3 months ended in the previous year	Half Year ended	Quarter ended	Corresponding 3 months ended in the previous year	Half Year ended
		30/09/2025	30/09/2024	30/09/2025	30/09/2025	30/09/2024	30/09/2025
1.	Total Income from Operations (net)	40.96	200.76	679.83	40.96	200.76	679.83
2.	Net Profit / (Loss) for the period (before Tax, Exceptional items)	(520.75)	71.33	338.90	(521.29)	70.88	337.75
3.	Net Profit / (Loss) for the period before tax (after Exceptional items)	(520.75)	71.33	338.90	(521.29)	70.88	337.75
4.	Net Profit / (Loss) for the period after tax (after Exceptional items)	(459.76)	13.15	286.44	(460.30)	12.70	285.29
5.	Total Comprehensive Income for the period [Comprising Profit/ (Loss) for the period (after tax) and other Comprehensive Income (after tax)]	(458.20)	27.10	302.38	(458.74)	26.65	301.23
6.	Equity Share Capital	713.77	713.77	713.77	713.77	713.77	713.77
7.	Reserves (excluding Revaluation Reserve as shown in the Balance Sheet of previous year)	N.A.	N.A.	N.A.	N.A.	N.A.	N.A.
8.	Earnings Per Share (of Rs. 10/- each) (for continuing and discontinued operations)-						
	Basic:	(6.44)	0.18	4.01	(6.45)	0.18	4.00
	Diluted:	(6.44)	0.18	4.01	(6.45)	0.18	4.00

Notes:
(i) The above is an extract of the detailed format of Quarterly / Half Yearly Financial Results filed with the Stock Exchange (s) under Regulation 33 of the SEBI (Listing Obligations and Disclosure Requirements) Regulations, 2015. The full format of this Quarterly / Half Yearly Financial Results is available on the website of Stock Exchange(s), BSE Limited, www.bseindia.com, National Stock Exchange of India Limited, www.nseindia.com and Company's website, www.hbstockholdings.com. The same can also be accessed by scanning the QR Code provided below.
(ii) The aforesaid results were placed before and reviewed by the Audit Committee at its meeting held on 12th November, 2025 and approved by the Board of Directors at its meeting held on the same date.



For HB Stockholdings Limited
Sd/-
LALIT BHASIN
(Chairman)
DIN: 00002114

Place : Gurugram
Date : 12/11/2025

NIBE ORDINANCE AND MARITIME LIMITED

(Formerly known as Anshuni Commercials Limited)
CIN: L25200MH1984PLC034879

Registered Office: Plot No. 202, C-Wing, Windfall, Sahar Plaza Complex, J B Nagar, Marol, M. V. Road, Andheri (East), Mumbai, Maharashtra, 400059
Tele No. : 022-62094999, Email ID : anshunicommercials@gmail.com, Website : www.anshuni.com

STATEMENT OF UNAUDITED FINANCIAL RESULTS (STANDALONE AND CONSOLIDATED) FOR THE QUARTER AND HALF YEAR ENDED SEPTEMBER 30, 2025

(Rupees in Lakhs, except for EPS)

Sr. No.	Particulars	Standalone						Consolidated					
		Quarter Ended		Half Year Ended		Year Ended	Quarter Ended		Half Year Ended		Year Ended		
		30.09.2025	30.06.2025	30.09.2024	30.09.2025	30.09.2024	30.09.2025	30.06.2025	30.09.2024	30.09.2025	30.09.2024	31.03.2025	
1	Total Income from Operations	78.24	111.39	55.17	189.63	71.24	164.97	5.58	141.40	55.17	146.98	71.24	450.68
2	Net Profit / (Loss) for the period (before Tax, Exceptional and/or Extraordinary Items)	(56.92)	18.05	42.18	(38.87)	38.14	11.06	(264.72)	14.34	34.26	(250.38)	22.66	158.86
3	Net Profit / (Loss) for the period before tax (after Exceptional and/or Extraordinary Items)	(56.92)	18.05	42.18	(38.87)	38.14	11.06	(264.72)	14.34	34.26	(250.38)	10.95	158.86
4	Net Profit / (Loss) for the period after tax (after Exceptional and/or Extraordinary Items)	(42.40)	7.91	30.49	(34.49)	26.44	11.30	(224.84)	(7.68)	22.57	(232.03)	10.95	114.40
5	Total Comprehensive Income for the period [Comprising Profit / (Loss) for the period (after tax) and Other Comprehensive Income (after tax)]	(42.40)	7.91	30.49	(34.49)	26.44	11.30	(224.74)	(7.99)	22.57	(232.73)	10.95	114.40
6	Equity Share Capital	153.14	153.14	120.00	153.14	120.00	153.14	153.14	120.00	153.14	120.00	153.14	120.00
7	Reserves (excluding Revaluation Reserve) as shown in the Audited Balance Sheet of the previous year						123.14						22,269.44
8	Earnings Per Share (of Rs. 10/- each) (for continuing and discontinued operations) -												
	1. Basic:	(2.77)	0.52	2.54	(2.25)	2.20	0.90	(14.68)	(0.52)	1.88	(15.20)	0.91	9.15
	2. Diluted:	(2.77)	0.52	2.54	(2.25)	2.20	0.90	(14.68)	(0.52)	1.88	(15.20)	0.91	9.15

Notes:-
1. The above Un-Audited Financial Results for the quarter and half year ended September 30, 2025 were reviewed by the Audit Committee and then approved by the Board of Directors at their respective Meeting held on Tuesday, November 11, 2025.
2. The above is an extract of the detailed format of the Un-Audited (Standalone and Consolidated) financial results for the quarter and half year ended September 30, 2025 filed with the Stock Exchange under Regulation 33 of SEBI (Listing Obligations and Disclosure Requirements) Regulation 2015. The full format of the Un-Audited (Standalone and Consolidated) financial results for the quarter and half year ended September 30, 2025 are available on the Stock Exchange website i.e. www.bseindia.com and Company's website at www.anshuni.com or can be accessed by scanning QR Code.

Place: Mumbai
Date: November 11, 2025



Nibe Ordinance and Maritime Limited
(Formerly known as Anshuni Commercials Limited)
Sd/-
Mahesh Panwar
Whole Time Director
DIN: 06702073

MSTC LIMITED

(A Govt. of India Enterprise)
CIN : L27320WB1964GOI026211, GSTIN : 19AACM0021E124
Registered Office : Plot No. CF-18/2, Street No. 175, Action Area 1C, New Town, Kolkata-700 156, (WB)
Ph : 033-2340-0000, Email : cssect@mstcindia.in, Website : www.mstcindia.co.in

EXTRACT OF THE STANDALONE AND CONSOLIDATED UNAUDITED FINANCIAL RESULTS FOR THE QUARTER AND HALF YEAR ENDED 30th SEPTEMBER 2025

Sl No.	Particulars	STANDALONE						CONSOLIDATED					
		3 Months Ended		3 Months Ended		6 Months Ended		3 Months Ended		3 Months Ended		6 Months Ended	
		30.09.2025	30.09.2024	30.06.2025	30.06.2025	30.09.2025	30.09.2024	31.03.2025	30.09.2025	30.09.2024	30.06.2025	30.09.2025	31.03.2025
1	Total Income	10,230.31	9,326.52	9,365.88	19,596.19	17,927.13	38,750.20	10,230.31	9,326.52	9,365.88	19,596.19	17,927.13	38,750.20
2	Net Profit / (Loss) for the period before Tax and Exceptional Items	6,616.01	5,896.08	5,963.03	12,579.04	11,343.63	24,071.42	6,451.06	5,738.25	5,764.94	12,216.00	11,065.84	24,480.54
3	Net Profit / (Loss) for the period before Tax and after Exceptional Items	6,616.01	5,702.16	5,963.03	12,579.04	11,149.71	50,390.28	6,451.06	5,544.33	5,764.94	12,216.00	10,871.92	50,799.40
4	Net Profit / (Loss) for the period after tax	4,914.90	4,302.45	4,432.31	9,347.21	8,348.11	40,298.09	4,749.95	4,144.62	4,234.22	8,984.17	8,070.32	40,707.21
5	Total Comprehensive Income for the period [Comprising Net Profit / (Loss) for the period (after tax) and Other Comprehensive Income (after tax)]	5,125.30	4,386.32	4,462.97	9,588.27	8,429.49	40,754.08	4,961.56	4,227.73	4,266.10	9,227.66	8,150.38	41,166.79
6	Paid Up Equity Share Capital (Face Value ₹ 10/-)	7,040.00	7,040.00	7,040.00	7,040.00	7,040.00	7,040.00	7,040.00	7,040.00	7,040.00	7,040.00	7,040.00	7,040.00
7	Other Equity												
8	Earnings Per Share (of Rs. 10/- each) Basic (* not annualised) Diluted (* not annualised)	*6.98	*6.11	*6.30	*13.28	*11.86	57.24	*6.75	*5.89	*6.01	*12.76	*11.46	57.82

Notes:
1. The above results have been reviewed by the Audit Committee and approved by the Board of Directors of the Company at their meetings held on 12th November, 2025.
2. The above is an extract of the detailed format of unaudited financial results for the quarter and half year ended 30th September, 2025 filed with the Stock Exchanges under Regulation 33 of the SEBI (Listing Obligations and Disclosure Requirements), Regulations, 2015. The full format of the quarter and half year ended unaudited financial results are available on the Stock Exchange website www.bseindia.com, www.nseindia.com and is also available on Company's website i.e. www.mstcindia.co.in
3. Figures for the previous periods/years have been regrouped/reclassified, wherever necessary to conform to the current periods classifications.
4. Kindly scan below QR code to access detailed format of Unaudited Financial Results for the quarter and half year ended 30th September, 2025.

Place : New Delhi, Date : 12th November, 2025 MSTC - Contributing to Sustainability



For & on behalf of the Board of Directors
Sd/-
(Manobendra Ghoshal)
Chairman and Managing Director
DIN : 09762368



यूपी का साथ देश का विकास

राज्य सरकार के प्रतिनिधि, नीति-निर्माता और उद्योग जगत के प्रमुख व्यक्ति प्रदेश के विकास और उससे जुड़े मुद्दों पर चर्चा के लिए एक बार फिर एकत्र हो रहे हैं, बिज़नेस स्टैंडर्ड 'उत्तर प्रदेश समृद्धि' में।

- पैनल 1 नए औद्योगिक क्षेत्र व एमएसएमई के लिए संभावनाएं
- पैनल 2 इन्फ्रास्ट्रक्चर और पर्यावरण संतुलन

प्रवेश केवल आमंत्रण द्वारा। अधिक जानकारी एवं आमंत्रण के लिए संपर्क करें -
ज्योति कुमारी 8318101872 | आयुषी सिंह 8887541289

Associate Sponsors



Business Standard Insight Out



TRUE COLORS LIMITED

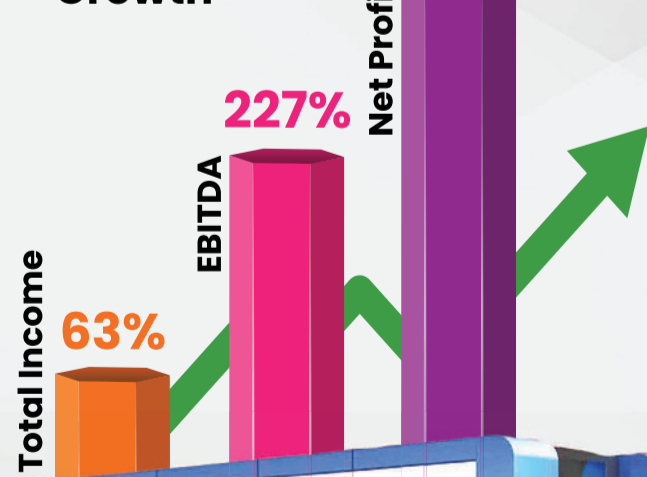
OUR GROWTH CONTINUES TO SHINE BRIGHTER
POWERED BY AN INTEGRATED DIGITAL
TEXTILE ECOSYSTEM

Particulars	H1 FY26	H1 FY25	Growth (%)
Total Income	15,161.95	9,286.71	63%
EBITDA	2,321.57	710.31	227%
Net Profit	1471.63	255.70	476%

Key Pillars

- Fully Integrated Digital Textile Printing Solutions
- Digital Printers, Inks & Sublimation Paper Manufacturing
- Digital Fabric Printing Services for Leading Textile Hubs
- Expanding Installed Base Enhancing Recurring Revenue

YoY Growth



Scan to download
Financial Results

Statement of Unaudited Financial Results for H1 FY26

True Colors Limited-Plot No. 8, 428/2-3,
Soma Kanji Ni Wadi, Khatodara, Surat - 395002, Gujarat.
info@truecolorsgroup.com | www.truecolorsgroup.com

When industry giants speak, everyone listens.

In-depth Q&As with market mavens — every Monday in Business Standard.


To book your copy, SMS reachbs to 57575 or email order@bsmail.in

Business Standard Insight Out

Navigate markets with focused insight.

Get daily sector trends, market movers, and sharp insights — every day with The Compass in Business Standard.

To book your copy, SMS reachbs to 57575 or email order@bsmail.in



Business Standard Insight Out

ORIENT BELL LIMITED		
CIN: L14101UP1977PLC021546		
Regd. Off.: 8, Industrial Area, Sikandrabad - 20205, Dist. Bulandshahr, U.P.		
Corp. Off.: Iris House, 16, Business Centre, Mangal Raya, New Delhi - 110046		
Tel.: +91-11-47119100, Email Id: investor@orientbell.com, Website: www.orientbell.com		
CORRIGENDUM		
In reference to the extract of financial results of Orient Bell Limited for the quarter & half year ended 30-09-2025 published on 12-11-2025, for the figures mentioned under the column 'for the quarter ended on 30-09-2024', the figures may be read as under:-		
S. No.	Particulars	For the Quarter Ended on 30-09-2024 (Unaudited) (₹ In Lakhs)
1	Total income from Operations	15,934
2	Net Profit/(Loss) for the period (before Tax and Exceptional Items)	79
3	Net Profit/(Loss) for the period (before Tax after Exceptional Items)	79
4	Net Profit/(Loss) for the period (after Tax after Exceptional Items)	97
5	Total Comprehensive Income for the period (Comprising Profit/(Loss) for the period after Tax and Other Comprehensive Income after Tax)	123
6	Paid up Equity Share Capital (Face value of Rs.10/- each)	1,459
7	Reserves (excluding Revaluation Reserve) as shown in the Audited Balance Sheet of the previous year	-
8	Earnings Per Share (of ₹ 10/- each) (For continuing and discontinued operations) (Not Annualised)	
	a) Basic (amount in ₹)	0.68
	b) Diluted (amount in ₹)	0.66
Summarized Standalone Un-Audited Financial Performance of the Company is as under: (₹ In Lakhs)		
S. No.	Particulars	For the Quarter Ended on 30-09-2024 (Unaudited)
1	Total income from Operations	15,934
2	Net Profit/(Loss) for the period (before Tax and Exceptional Items)	93
3	Net Profit/(Loss) for the period (after Tax after Exceptional Items)	111
4	Total Comprehensive Income for the period (Comprising Profit/(Loss) for the period after Tax and Other Comprehensive Income after Tax)	137

Inconvenience caused is deeply regretted.

एचबी स्टॉकहोल्डिंग्स लिमिटेड						
CIN: L65929HR1985PLC033936						
पंजी. कार्यालय : प्लॉट नं. 31, एशालोन इन्स्टिट्यूशनल एरिया, सैक्टर-32, गुरुग्राम-122001, हरियाणा						
फोन: +91-124-4675500, फैक्स नं.: +91-124-4370985						
ई-मेल: corporate@hbstockholdings.com, वेबसाइट: www.hbstockholdings.com						
30/09/2025 को समाप्त तिमाही/अर्ध-वर्ष हेतु अनंकेक्षित वित्तीय परिणामों (पृथक्कृत और समेकित) का विवरण (₹. लाख में)						
क्र. सं.	विवरण	पृथक्कृत			समेकित	
		तिमाही समाप्त	पूर्व वर्ष में संगत तिमाही समाप्त	अर्ध वर्ष समाप्त	तिमाही समाप्त	पूर्व वर्ष में संगत तिमाही समाप्त
		30/09/2025 अनंकेक्षित	30/09/2024 अनंकेक्षित	30/09/2025 अनंकेक्षित	30/09/2025 अनंकेक्षित	30/09/2025 अनंकेक्षित
1.	परिचालन से कुल आय (शुद्ध)	40.96	200.76	679.83	40.96	679.83
2.	अवधि हेतु शुद्ध लाभ / (हानि) (कर, अपवाद मदों से पूर्व)	(520.75)	71.33	338.90	(521.29)	70.88
3.	अवधि हेतु शुद्ध लाभ / (हानि) कर से पहले (अपवाद मदों के बाद)	(520.75)	71.33	338.90	(521.29)	70.88
4.	अवधि हेतु शुद्ध लाभ / (हानि) कर पश्चात (अपवाद मदों के बाद)	(459.76)	13.15	286.44	(460.30)	12.70
5.	अवधि हेतु कुल समावेशी आय [जिसमें अवधि हेतु शुद्ध लाभ / (हानि) (कर पश्चात) तथा अन्य समावेशी आय (कर पश्चात) सम्मिलित है]	(458.20)	27.10	302.38	(458.74)	26.65
6.	इक्विटी शेयर पूंजी	713.77	713.77	713.77	713.77	713.77
7.	संचय (पुनर्मुल्यन संचय छोड़कर जैसाकि पूर्व वर्ष के तुलनापत्र में दर्शाया गया है)	N.A.	N.A.	N.A.	N.A.	N.A.
8.	प्रति शेयर अर्जन (₹. 10/- प्रत्येक का) (जासी तथा बंद प्रचालनों हेतु)	(6.44)	0.18	4.01	(6.45)	0.18
	मूल :	(6.44)	0.18	4.01	(6.45)	0.18
	तनुकृत :	(6.44)	0.18	4.01	(6.45)	0.18

नोट्स :
 (i) उपरोक्त विवरण सेबी (सूचीयन दायित्व एवं अन्य प्रकटीकरण अपेक्षाएं) विनियमवली, 2015 के विनियम 33 के तहत स्टॉक एक्सचेंज(स) को प्रस्तुत किए गए तिमाही/अर्ध वार्षिक वित्तीय परिणामों के विस्तृत प्रारूप का संक्षिप्त विवरण है। तिमाही/अर्ध वार्षिक वित्तीय परिणामों का पूर्ण विवरण स्टॉक एक्सचेंज(स) की वेबसाइट, बीएसई लिमिटेड, www.bseindia.com, नेशनल स्टॉक एक्सचेंज ऑफ इंडिया लिमिटेड, www.nseindia.com और कम्पनी की वेबसाइट www.hbstockholdings.com पर उपलब्ध है। उसको नीचे दिए गए क्यूआर कोड को स्कैन करके भी देखा जा सकता है।
 (ii) उपरोक्त परिणाम अंकेक्षण समिति के समक्ष 12 नवंबर, 2025 को सम्पन्न उसकी बैठक में प्रस्तुत एवं उसके द्वारा पुरोक्षित किए गए थे और निदेशक मंडल द्वारा उसी तिथि को सम्पन्न उसकी बैठक में अनुमोदित किए गए थे।



कृते एचबी स्टॉकहोल्डिंग्स लिमिटेड
 हस्ता./-
 ललित भसीन
 (अध्यक्ष)
 स्थान : गुरुग्राम
 तिथि : 12/11/2025
 DIN: 0002114

टीएआरसी लिमिटेड

पंजीकृत कार्यालय: द्वितीय मंजिल, सी-3, कुतुब इन्स्टिट्यूशनल एरिया, कटवारिया सराय, नई दिल्ली (इण्डिया) -110016
 दूरभाष: 011-41244300; ई-मेल: tarc@tarc.in
 वेबसाइट: www.tarc.in; CIN: L70100DL2016PLC390526



सितम्बर 30, 2025 को समाप्त तिमाही एवं अर्धवार्षिक के अनंकेक्षित संगठित एवं समेकित वित्तीय परिणाम

टीएआरसी लिमिटेड के निर्देशक मंडल ने उनकी नवम्बर 11, 2025 को आयोजित बैठक में सितम्बर 30, 2025 को समाप्त तिमाही एवं अर्धवार्षिक के अनंकेक्षित संगठित एवं समेकित वित्तीय परिणामों को अनुमोदित किया एवं उपरोक्त वित्तीय परिणाम सीमित समीक्षा रिपोर्ट के साथ स्टॉक एक्सचेंजों की वेबसाइट्स www.bseindia.com, www.nseindia.com एवं कम्पनी की वेबसाइट <https://www.tarc.in/financial-information.php> पर उपलब्ध है और यहाँ प्रकाशित त्वरित प्रतिक्रिया कोड को स्कैन करके भी इसे देखा जा सकता है।

सेबी (सूचीबद्धता दायतवों एवं प्रकटीकरण आवश्यकताओं) विनियमन, 2015 के विनियमन 52(4) में निर्दिष्ट अन्य लाइन मदों के लिए, स्टॉक एक्सचेंज में प्रासंगिक प्रकटीकरण दिये गये हैं और उनकी उपरोक्त वर्णित वेबसाइटों एवं कम्पनी की वेबसाइट पर उपलब्ध हैं।




टीएआरसी लिमिटेड
 हस्ता./-
 अमर सरीन
 प्रबन्ध निदेशक एवं सीईओ
 DIN : 00015937

तिथि: नवम्बर 11, 2025
 स्थान: नई दिल्ली

Hi-TECH PIPES

BUILDING A NEW INDIA

ANNOUNCES RESULTS OF Q2&H1FY26



Sr. No.	Particular	Quarter Ended (Un-Audited)			Half Year (Unaudited)		Year (Audited)
		30th September 2025	30th September 2024	30th June 2025	30th September 2025	30th September 2024	31st March 2025
1.	Total income from operations	85,876.68	70,589.93	79,136.04	1,65,012.71	1,57,287.73	3,06,763.62
2.	Net Profits/(Loss)for the period before Tax	2,706.80	2,431.21	2796.78	5503.58	4,831.37	9,798.62
3.	Net Profits/(Loss) for the period After Tax	2,025.84	1,811.05	2092.05	4117.89	3,616.34	7,254.91
4.	Earnings Per Share	1.01	1.10	1.04	2.04	2.19	3.98

Notes: The above is an extract of the detailed format of Un-Audited Financial Results for the Q2&H1FY26 filed with the Stock Exchanges under Regulation 33 of the SEBI (Listing Obligations and Disclosure Requirements) Regulations, 2015. The full format of the Standalone and Consolidated Financial Results are available on the website of stock exchanges i.e NSE & BSE at www.nseindia.com, www.bseindia.com and the Company's website at www.hitechpipes.in. Figures for the Previous Year/Period has been regrouped and reclassified to confirm to the classification of the current Year/Period, where necessary.



For and on behalf of the Board
 Ajay Kumar Bansal
 Chairman and Managing Director

Regd Office: 505, Pearls Omaxe Tower Netaji Subash Place, Pitampura, New Delhi-110034
 CIN : L27202DL1985PLC019750 Contact: 011-48440050, www.hitechpipes.in, info@hitechpipes.in
 ERW STEEL PIPES & TUBES | HOLLOW SECTIONS | GALVANIZED PIPES | GP PIPES | GPGC SHEETS
 CR COILS & STRIPS | COLOR COATED COILS | CRASH BARRIERS

ECOS (INDIA) MOBILITY & HOSPITALITY LIMITED

(Formerly Ecos (India) Mobility & Hospitality Private Limited)
 Registered & Corporate Office: 45, First Floor, Corner Market, Malviya Nagar, New Delhi - 110017, India
 Corporate Identity Number: L74999DL1996PLC076375
 Phone: +91 11 41326436 | Website: www.ecosmobility.com | E-mail: legal@ecosmobility.com

STATEMENT OF UNAUDITED FINANCIAL RESULTS (STANDALONE AND CONSOLIDATED) FOR THE QUARTER ENDED ON SEPTEMBER 30, 2025

The Board of Directors of the Company, at their meeting held on Tuesday, November 11, 2025, approved the Unaudited Financial Results (standalone and consolidated) of the company for the Quarter ended on September 30, 2025.

The results along with the Auditor's Limited Review Report, have been posted on the Company's website - www.ecosmobility.com and can be accessed by scanning the QR Code.

By Order of the Board
 For Ecos (India) Mobility & Hospitality Limited
 Sd/-
 Rajesh Loomba
 (Chairman & Managing Director)
 Place: Delhi
 Date: November 11, 2025
 DIN: 00082353

Note: The above intimation is in accordance with Regulation 33 read with Regulation 47(1) of SEBI (Listing Obligation & Disclosure Requirements) Regulations, 2015.

For more information please scan:



एशियन होटल्स (वेस्ट) लिमिटेड

CIN NO. L55101DL2007PLC157518

निगमित व पंजीकृत कार्या: 6वीं मंजिल, अरिया टावर्स, जे.डब्ल्यू मैरियेट, एस्सेट एरिया 4, हॉस्पिटली डिस्ट्रिक्ट, आईजीआई एअरपोर्ट के पास, नई दिल्ली-110037
 Website: www.asianhotelswest.com, Phone Off: 011-011 41597329, Fax: 011-41597321

30 सितंबर, 2025 को समाप्त तिमाही और छमाही वर्ष के लिए अनंकेक्षित वित्तीय परिणाम (स्टैंडलोन व समग्र) का सार

विवरण	स्टैंडलोन परिणाम					समग्र परिणाम				
	समाप्त तिमाही 30/09/2025 अनंकेक्षित	समाप्त तिमाही 30/09/2024 अनंकेक्षित	समाप्त छमाही 30/09/2025 अनंकेक्षित	समाप्त छमाही 30/09/2024 अनंकेक्षित	समाप्त वर्ष 31/03/2025 अनंकेक्षित	समाप्त तिमाही 30/09/2025 अनंकेक्षित	समाप्त तिमाही 30/09/2024 अनंकेक्षित	समाप्त छमाही 30/09/2025 अनंकेक्षित	समाप्त छमाही 30/09/2024 अनंकेक्षित	समाप्त वर्ष 31/03/2025 अनंकेक्षित
1 कुल आय	143.39	160.19	283.61	278.94	564.43	11,608.30	9,856.73	20,777.33	19,052.13	42,051.45
2 शुद्ध लाभ / (हानि) (कर से पहले)	(95.35)	(136.17)	(172.30)	(179.70)	(910.02)	3,215.01	1,312.30	4,344.15	2,592.37	7,138.56
3 असाधारण और / या असाधारण मदें	(95.35)	(136.17)	(172.30)	(179.70)	(959.80)	3,215.01	1,312.30	4,344.15	2,592.37	4,458.78
4 असाधारण और / या असाधारण मदों के बाद शुद्ध लाभ / (हानि) (कर के बाद)	(66.51)	(62.24)	(143.46)	(47.93)	(3,628.00)	2,440.50	1,806.33	3,248.70	3,564.34	3,979.73
5 शुद्ध कर	(66.51)	(62.24)	(143.46)	(47.93)	(3,628.00)	2,478.11	1,806.69	3,287.03	3,565.06	3,957.87
6 शुद्ध इक्विटी शेयर पूंजी	1,165.12	1,165.12	1,165.12	1,165.12	1,165.12	1,165.12	1,165.12	1,165.12	1,165.12	1,165.12
7 बकाया रिजर्व्स प्रीफेरेन्स शेयर	650.00	650.00	650.00	650.00	650.00	650.00	650.00	650.00	650.00	650.00
8 आय / (हानि) जारी व बंद प्रचालनों के लिए रु. 10 प्रत्येक इक्विटी शेयर के लिए अंकित मूल्य के प्रति इक्विटी शेयर (वार्षिकीकृत नहीं) (₹.)										
1. बेसिक:	(0.57)	(0.53)	(1.23)	(0.41)	(31.14)	20.95	15.50	27.88	30.59	34.16
2. डायल्यूडिड:	(0.57)	(0.53)	(1.23)	(0.41)	(31.14)	20.95	15.50	27.88	30.59	34.16

नोट :
 1. उक्त सेबी (सूचीबद्ध और अन्य प्रकटीकरण आवश्यकताएं) विनियम, 2015) के विनियम 33 के तहत स्टॉक एक्सचेंज के साथ दायर अनंकेक्षित परिणामों का विस्तृत प्रारूप का सार है। इन वित्तीय परिणामों की अंकेक्षण समिति द्वारा पहली समीक्षा की गई थी और 12 नवंबर, 2025 को आयोजित इनकी बैठक निर्देशक मंडल द्वारा अनुमोदित है। उपरोक्त परिणामों का पूर्ण विवरण कम्पनी की वेबसाइट www.asianhotelswest.com और स्टॉक एक्सचेंज की वेबसाइट www.bseindia.com और उपलब्ध है।
 बोर्ड की ओर से और उन्हीं के आदेशानुसार
 एशियन होटल्स (वेस्ट) लिमिटेड
 सदीप गुप्ता
 अध्यक्ष
 स्थान : नई दिल्ली
 दिनांक : 12 नवंबर, 2025
 DIN: 00057942